



EMERGENCY & DISASTER PREPAREDNESS





OLYMPIA FIRE DEPARTMENT

- Patrick Knouff
 - Emergency Management Coordinator
 - Public Education and EOC Readiness

OFD - "Preparing our community and delivering service excellence since 1859."



OVERVIEW

- Olympia's Hazards
- Consider the Impacts
- Ways to Prepare
- Next Steps





PANDEMIC

KEEP CALM AND WASH YOUR HANDS

U.S. Department of Health and Human Services
Centers for Disease Control and Prevention

CS243041B

Feeling Sick?

Stay home when you are sick!

CORRECT	INCORRECT

6 ft



SEVERE WEATHER

- High Winds & Heavy Rain
- Power Outages
- Debris/Clean up





TURN AROUND, DON'T DROWN



West Bay Dr & Schneider Hill Rd

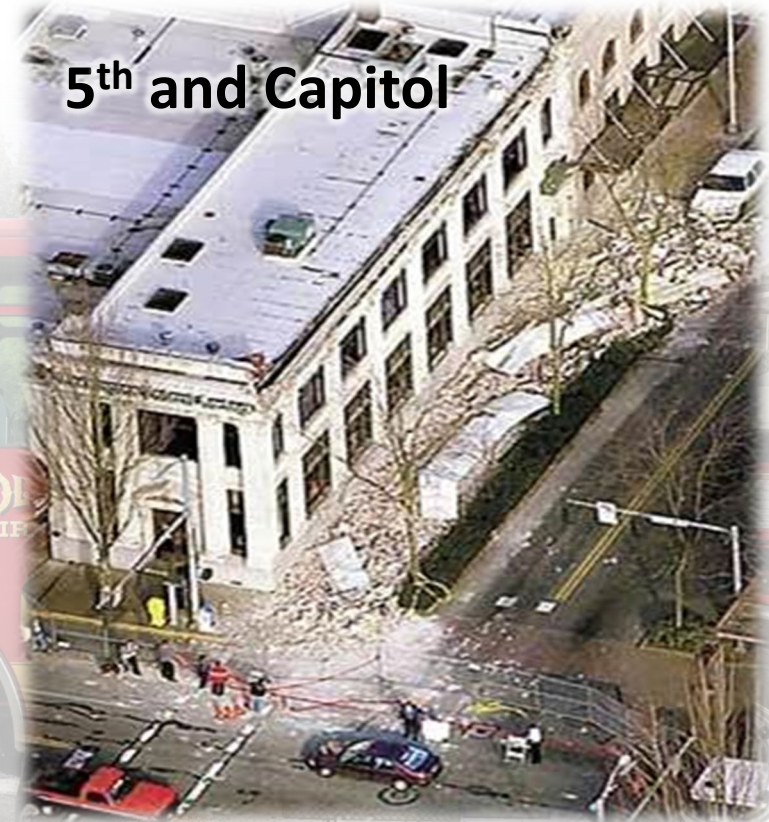


EARTHQUAKES

- Earthquakes
 - 3 significant events in the past 70 years



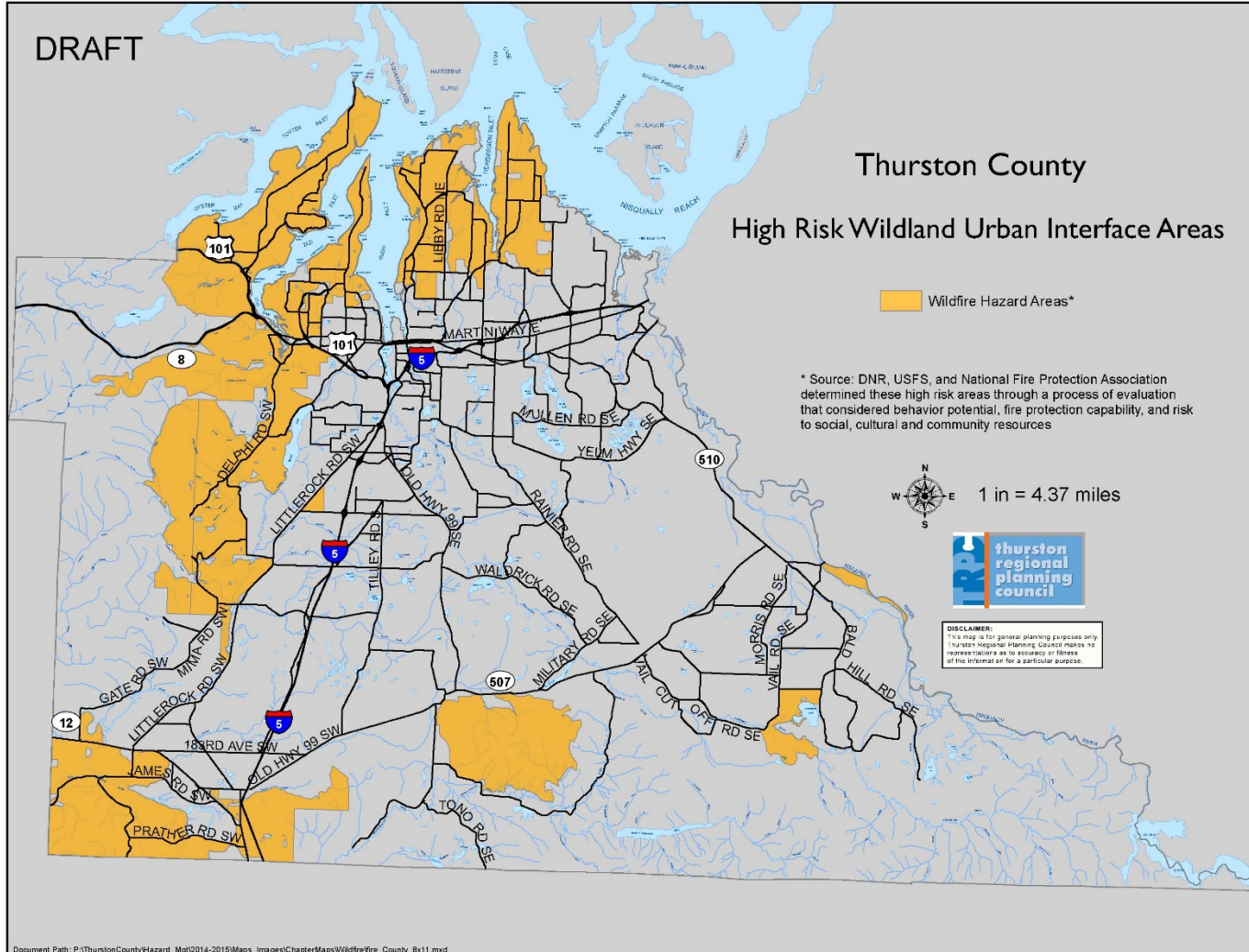
Capitol Lake



5th and Capitol



WILDFIRE





CONSIDER THE IMPACTS

- Power Outages
 - How will you get Information?
 - How will you charge your phone?
 - How will you stay warm?
 - How will you pay for items?
- Communications
 - How will you talk to loved ones if your phone is broken or cell networks are overwhelmed with calls?
 - Out-of-area contact



CONSIDER THE IMPACTS

- Transportation Routes
 - How will you get to where you need to, if roads are blocked or too dangerous to use?



CONSIDER THE IMPACTS

- Water & Sewer
 - What will you do if you can't drink your water or you don't have water?
 - What will you do if you can't flush your toilet?





CONSIDER THE IMPACTS

- Overwhelmed First Responder Networks
 - What will you do if you get a busy signal or all resources are already deployed to other calls?





CONSIDER THE IMPACTS

- Plan for your family as a whole and as individuals
 - Do you have supplies at home/work/school/cars?
 - Do you and your kids know what to do?
 - What about pets?





WAYS TO PREPARE





Preparedness is:



Preparedness is *not*:



Rather than scrambling when disaster strikes and supplies are short for everyone, buy a little bit extra on every trip.





EMERGENCY SUPPLY KITS

- Under the bed kits
 - shoes, gloves, hardhat, flashlight
- Water and food – 3 to 14 days
 - 1 gallon per person per day
 - Food you'll enjoy
 - Can opener
- First aid kits (prescriptions)
- Toiletries, whistles, batteries, hand tools, blankets, poncho, etc.
- Cash, important documents
- Radio, entertainment





KNOW WHAT TO DO

- Create Family plan and include with kits
 - Out of Area Contact
 - Cell phone/Land lines/email
 - Alternative Contact Info – School/work
 - Meeting place – neighborhood/regional
 - Medical provider contact info
- Home Hazard Hunt
- Stay in the Know
 - Thurston Community Alerts/Smart911.com
 - 95.3, 96.9, & 89.3 FM
 - NOAA Alerts



SEVERE WEATHER

- Utility shut offs
- Alternative heating/cooking
 - Keep grills outside
- Generator
- Flashlights
- Blankets





EARTHQUAKES

1 **DROP!**

2 **COVER!**

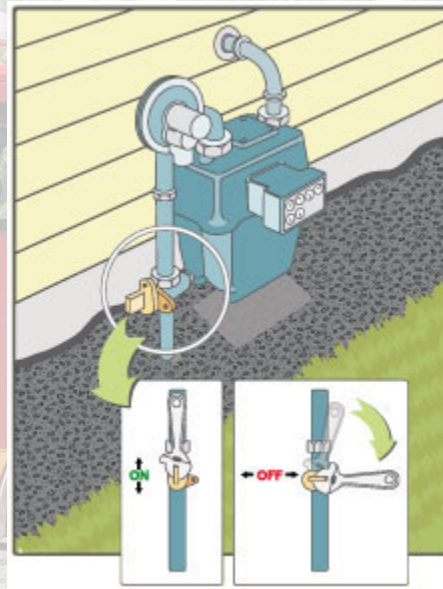
3 **HOLD ON!**

Protect Yourself. Spread The Word.

The diagram illustrates the correct earthquake safety procedure in three steps. Step 1, labeled "1" and "DROP!", shows a person bending low to the ground. Step 2, labeled "2" and "COVER!", shows the person crawling under a sturdy table. Step 3, labeled "3" and "HOLD ON!", shows the person lying flat on the floor under the table. Below the three panels, the text "Protect Yourself. Spread The Word." is written in white on a black background.

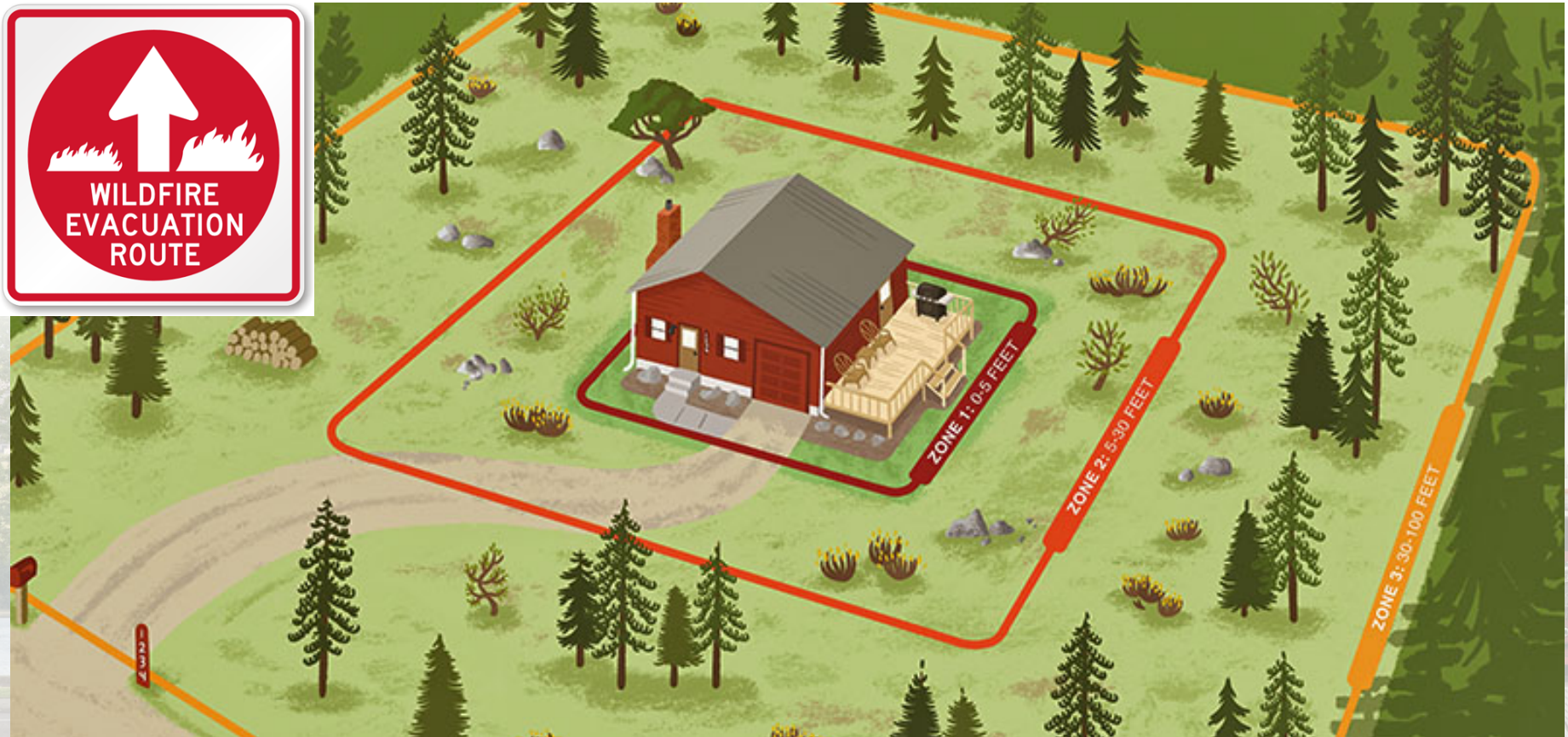
TSUNAMI HAZARD ZONE

IN CASE OF EARTHQUAKE, GO TO HIGH GROUND OR INLAND

A blue sign with a white border. At the top, it says "TSUNAMI HAZARD ZONE" in white capital letters. Below this is a white silhouette of a person running up a hill away from a large blue wave. At the bottom, it says "IN CASE OF EARTHQUAKE, GO TO HIGH GROUND OR INLAND" in white capital letters.



WILDFIRE





Next Steps



olympiawa.gov/Fire



NEXT STEPS

- Be a part of the solution, not the emergency
 - Do one thing in the next 24 to 48 hours
- Map Your Neighborhood
 - The most immediate source of help during an emergency or disaster are neighbors
 - 9 Steps to take Immediately Following a Disaster
 - Skills and Equipment Inventory
 - Neighborhood Map
 - Neighborhood Contact List



NEXT STEPS

- Thurston County DART:
 - Disaster Assistance Response Team
- Volunteer
 - Salvation Army, Red Cross, Amateur Radio, etc.
- Emergency Preparedness Website





QUESTIONS?



olympiawa.gov/Fire